



Electrolux
PROFESSIONAL

Standard Preparation 1700 mm Work Table

ITEM # _____

MODEL # _____

NAME # _____

SIS # _____

AIA # _____



133222 (TG1700N)

Work Table 1700 mm

Short Form Specification

Item No. _____

The 50mm high worktop in 304 AISI stainless steel, 1mm in thickness, has upturned edges and incorporates a layer of sound deadening, waterproof and fireproof material. Square section legs 40x40mm on 1" height-adjustable feet in 304 AISI stainless steel.

Main Features

- Ideal for central positioning in the kitchen, either as island installation or back to back.

Construction

- 50 mm worktop in 304 AISI stainless steel, 10/10 in thickness with upturned edges and reinforced waterproof underpanel, incorporates a layer of sound deadening materials.
- Square section legs and 40 mm height-adjustable feet in 304 AISI stainless steel.
- Table top slots into legs without using screws to facilitate installation.
- 400 or 600 mm wide single drawer, chest of 4 drawers, lower shelf, three-sided underframe and set of castors as alternative to the feet, can be fitted as optional on all work tables.
- 40 mm-thick lower shelf (available as optional accessory on some models) slots easily into place at a height of 200 mm from the floor. Lower shelf is compulsory to install the chest of drawers.

Optional Accessories

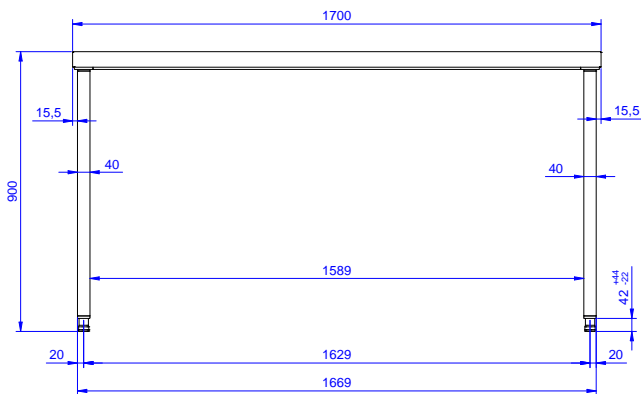
- Set of 4 wheels (2 with brake) PNC 855150 ☐
d. 100mm for tables and sinks
(total height on wheels= 993 mm)
- Single drawer GN 1/1, 400mm PNC 855280 ☐
- Single drawer, 600mm PNC 855281 ☐
- Additional drawer, 600mm (to PNC 855295 ☐
set up a chest of 2, 3, 4 drawers)
- Additional drawer GN 1/1, PNC 855298 ☐
400mm (to set up a chest of 2, 3, 4 drawers)
- Lower shelf for 1700 mm tables PNC 855353 ☐
and sinks
- 3-sided underframe for PNC 855360 ☐
1700mm tables

APPROVAL: _____

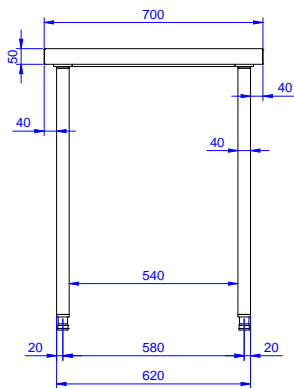


Experience the Excellence
www.electroluxprofessional.com


Front



Side



Top



Key Information:

External dimensions, Width:	
133222 (TG1700N)	1700 mm
External dimensions, Depth:	700 mm
External dimensions, Height:	900 mm
Worktop thickness:	50 mm
Net weight:	52 kg